

Demand for electricity in Spain decreased 1.3% in July

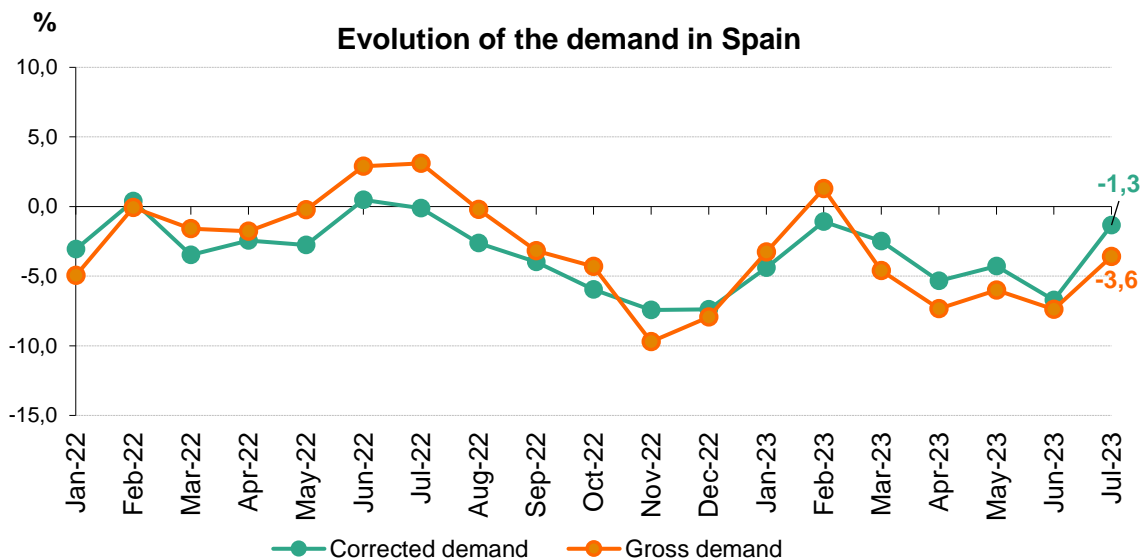
Wednesday 19 July saw the highest daily demand so far this year with nearly 841 GWh.

46.2% of electricity production was renewable and 68.5% was obtained using zero-carbon energy technologies.

Solar photovoltaic increased its production by 32.9% compared to the same month in 2022. This is the highest monthly production since records began - 4,507 GWh -. Solar photovoltaic also registered the highest monthly coverage: 18.93% of the generation mix.

Madrid, 2 August 2023

National electricity demand in July showed a 1.3% decrease year-on-year after having factored in the influence of seasonal and working patterns. In gross terms, demand is estimated at 22,787 GWh, down 3.6% on July 2022. The maximum daily national demand for 2023 (840.8 GWh) was set on 19 July.



In the year to date, Spain recorded a cumulative demand of 142,661 GWh, down 4.4% compared to the same period in 2022. Once again, after having factored in the influence of seasonal and working patterns, demand in the period fell by 3.6% year-on-year.

In July, renewables generated 8.3% more electricity than in the same month in 2022, accounting for 11,001 GWh, which represents a share of 46.2% of total production, according

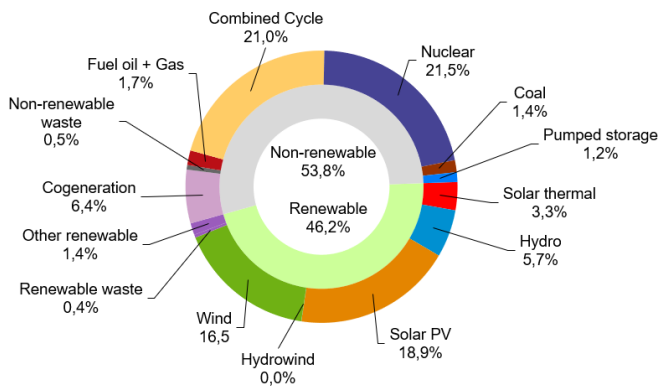
to data available at the time of this press release. Moreover, 68.5% of the month's electricity production was obtained using zero-carbon energy technologies.

This July, one of the calendar months with the most daylight hours, solar photovoltaic beat its all-time records, both in terms of production and coverage in the generation mix. On the one hand, it registered a maximum monthly production of 4,507 GWh, up 32.9% on the same period last year. In the generation mix, it accounted for 18.9%, making it the leading source of renewable generation in Spain and ranked third in energy technologies nationwide. In addition, on 14 July this technology set a new daily generation maximum record, with 161.5 GWh.

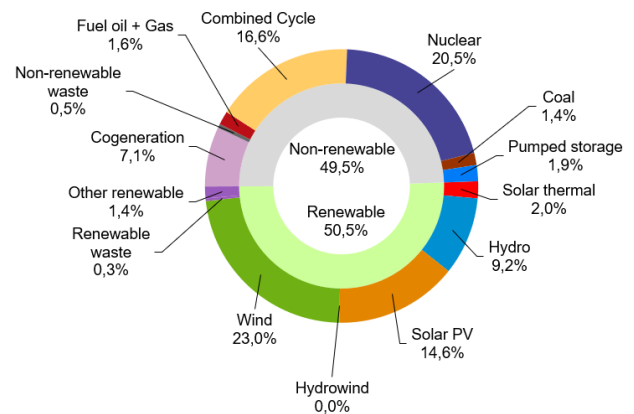
Wind in July totalled 3,930 GWh and accounted for 16.5% of total production, maintaining its position as the leading technology for the year with a 23% share in the generation mix.

Hydro increased its generation by 28.8% year-on-year and totalled 1,345 GWh in July, representing 5.7% of the total mix in Spain.

Generation mix in the month of July 2023



Generation mix from January to July 2023



Demand for electricity in the peninsular system

Regarding the mainland electricity system, and after having factored in the influence of seasonal and working patterns, demand for electrical energy in July was 6.1% lower than in 2022. In gross terms, demand stood at 21,233 GWh, down 4.1% year-on-year.

In the first seven months of the year, electricity demand on the Spanish mainland stood at 134,049 GWh, a 4.7% decrease compared to 2022. Again, after having factored in the influence of seasonal and working patterns, demand decreased by 3.9%.

Renewables as a whole generated 47.7% of the peninsular total and 71.5% of the electricity was obtained using zero-carbon energy technologies.

In July, noteworthy was the share of solar photovoltaic energy on the Spanish mainland, ranking second in the generation mix, recording a new all-time high in terms of coverage (19.77%) and generation (4,431 GWh). In addition, on 14 July, solar photovoltaic generated more energy than ever before in a single day (159 GWh).

Electricity demand in the Balearic Islands and the Canary Islands

Electricity demand in the Balearic Islands in July, after having factored in the influence of seasonal and working patterns, was 2.7% higher than in the same month in 2022. Gross demand is estimated at 740,428 MWh, up 5.4% compared to July of last year. In the first seven months of 2023, gross demand in the Balearic Islands is estimated at 3,442,915 MWh, down 1.3% year-on-year.

In terms of generation, combined cycle, with 59.1% of the energy produced in the Balearic Islands, was the leading source in the islands in July. For its part, renewable energy obtained using zero-carbon energy technologies in the Balearic Islands represented 9.5% of the total. Additionally, this month, the subsea link between the mainland and Majorca contributed to covering 22.7% of the electricity demand in the Balearic Islands.

For its part, and after having factored in the influence of seasonal and working patterns, electricity demand in the Canary Islands increased by 3.4% year-on-year. In gross terms, demand stood at 773,881 MWh, up 2.6%. In the first seven months of 2023. Demand in the Canary Islands is estimated at 4,945,110 MWh, up 1% compared to the same period in 2022.

In terms of electricity generation in the Canary Islands, combined cycle, with 34% of the total, was also the leading technology in July. Renewables and generation obtained using zero-carbon energy technologies produced 32% of the production this month, with wind generating 27.1% of the total, which is a figure that is above the national average.

Consult our [Daily Balance Report](#) for more information on the [National](#), [Peninsular](#), [Balearic Islands](#) and [Canary Islands](#) electricity systems as at the close of July.